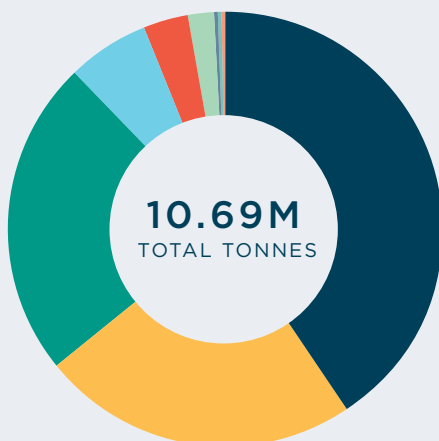
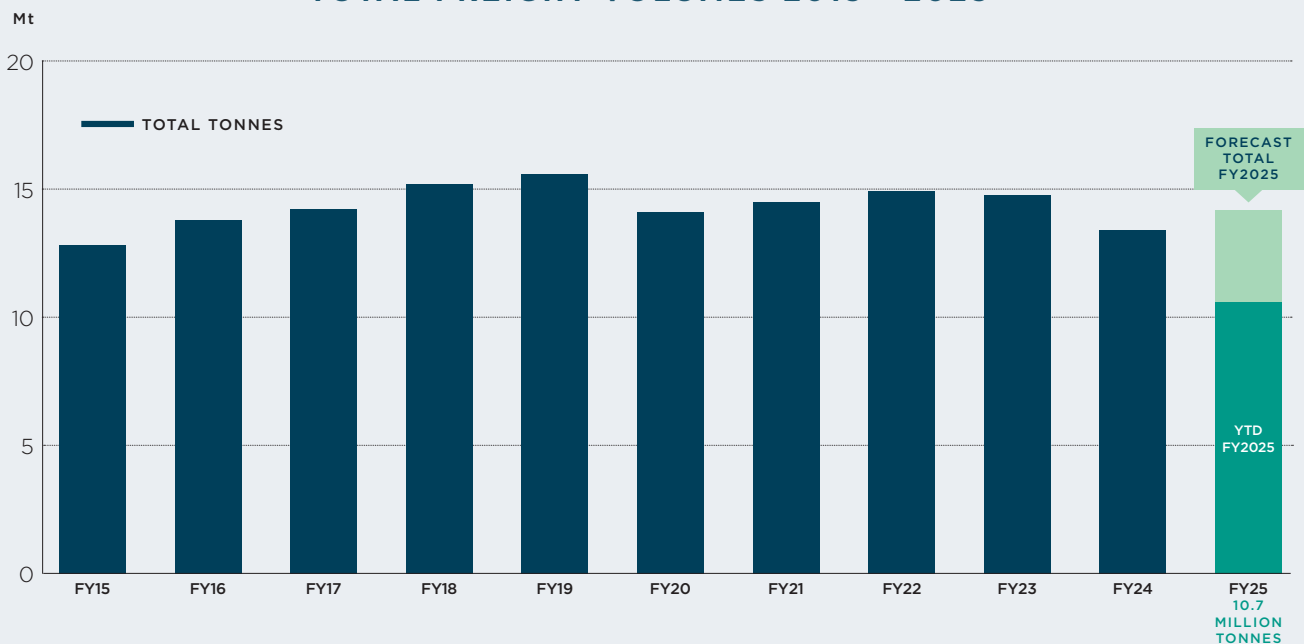




TRADE REPORT YTD FY2025

1 JULY 2024 - 31 MARCH 2025

TOTAL FREIGHT VOLUMES 2015 - 2025

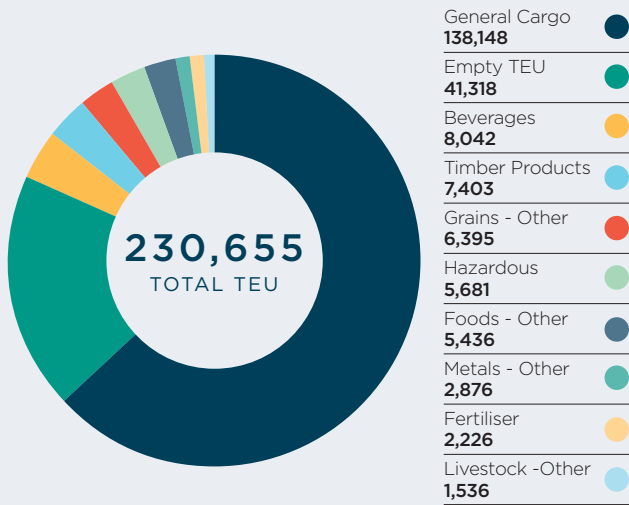


TOTAL TONNAGE BY CUSTOMER SEGMENT YTD FY2025

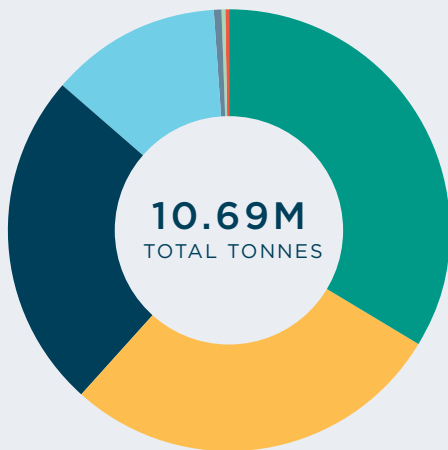
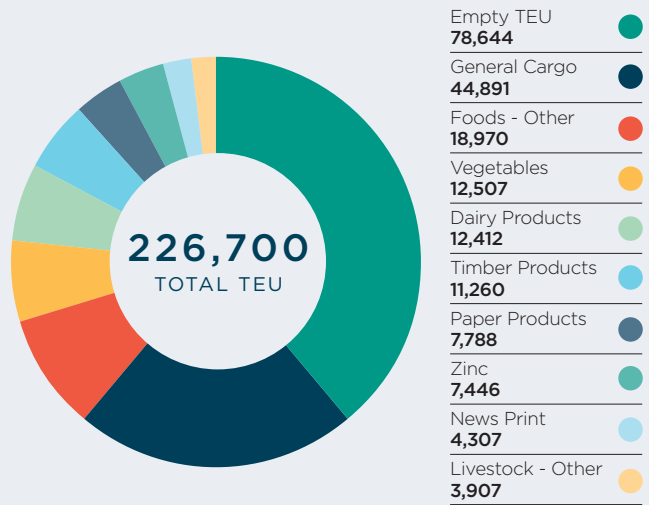
Containerised & General Cargo	4,357,567t
Industrial	2,524,094t
Forestry	2,523,988t
Fuel	650,875t
Mining	356,656t
Fertiliser	188,805t
Other	49,540t
Aquaculture	30,153t
Antarctic	4,120t

TOP 10 TEU BY COMMODITY YTD FY2025

IMPORT

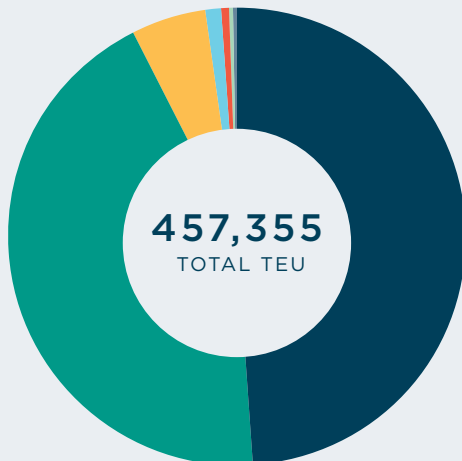


EXPORT



TOTAL TONNAGE BY PORT YTD FY2025

	TONNES	MARKET SHARE
Port of Burnie	3,612,366t	33.8%
Port of Devonport	2,979,139t	27.9%
Port of Bell Bay	2,654,234t	24.8%
Port of Hobart	1,342,307t	12.6%
King Island	54,850t	0.5%
Flinders Island	30,575t	0.3%
Port of Stanley	12,328t	0.1%



TOTAL TEU BY PORT YTD FY2025

	TEU	MARKET SHARE
Port of Devonport	224,815	49.2%
Port of Burnie	199,151	43.5%
Port of Bell Bay	23,507	5.1%
King Island	5,297	1.2%
Port of Hobart	2,532	0.6%
Port of Stanley	1,449	0.3%
Flinders Island	604	0.1%

VESSEL VISITS & KEY COMMODITIES SNAPSHOT YTD FY2025



Antarctic



Forestry



Fuels



General
Cargo



Industrial
Bulk



Minerals



Passengers

PORT OF BELL BAY

KEY COMMODITIES:



VESSEL VISITS: 189

TOTAL TONNAGE: 2,654,234
BY IMPORT: 868,717
BY EXPORT: 1,785,518

TOTAL TEU: 23,507
BY IMPORT: 11,896
BY EXPORT: 11,611

PORT OF BURNIE

KEY COMMODITIES:



VESSEL VISITS: 339

TOTAL TONNAGE: 3,612,366
BY IMPORT: 1,112,086
BY EXPORT: 2,500,279

TOTAL TEU: 199,151
BY IMPORT: 101,278
BY EXPORT: 97,874

PORT OF DEVONPORT

KEY COMMODITIES:



VESSEL VISITS: 697

TOTAL TONNAGE: 2,979,139
BY IMPORT: 1,255,748
BY EXPORT: 1,723,391

TOTAL TEU: 224,815
BY IMPORT: 112,508
BY EXPORT: 112,307

PORT OF HOBART

KEY COMMODITIES:



VESSEL VISITS: 319

TOTAL TONNAGE: 1,342,307
BY IMPORT: 756,804
BY EXPORT: 585,503

TOTAL TEU: 2,532
BY IMPORT: 1,253
BY EXPORT: 1,279

FLINDERS ISLAND

KEY COMMODITIES:



VESSEL VISITS: 139

TOTAL TONNAGE: 30,575
BY IMPORT: 17,016
BY EXPORT: 13,559

TOTAL TEU: 604
BY IMPORT: 331
BY EXPORT: 273

KING ISLAND

KEY COMMODITIES:



VESSEL VISITS: 108

TOTAL TONNAGE: 54,850
BY IMPORT: 26,443
BY EXPORT: 28,407

TOTAL TEU: 5,297
BY IMPORT: 2,666
BY EXPORT: 2,631

PORT OF STANLEY

KEY COMMODITIES:



VESSEL VISITS: 41

TOTAL TONNAGE: 12,328
BY IMPORT: 8,371
BY EXPORT: 3,957

TOTAL TEU: 1,449
BY IMPORT: 723
BY EXPORT: 726

VESSEL VISITS YTD FY2025



1,914
TOTAL VISITS



126
CRUISE VISITS