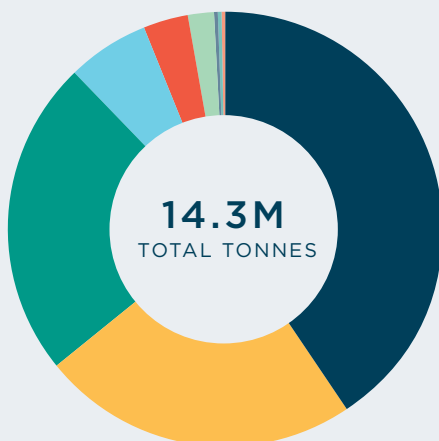
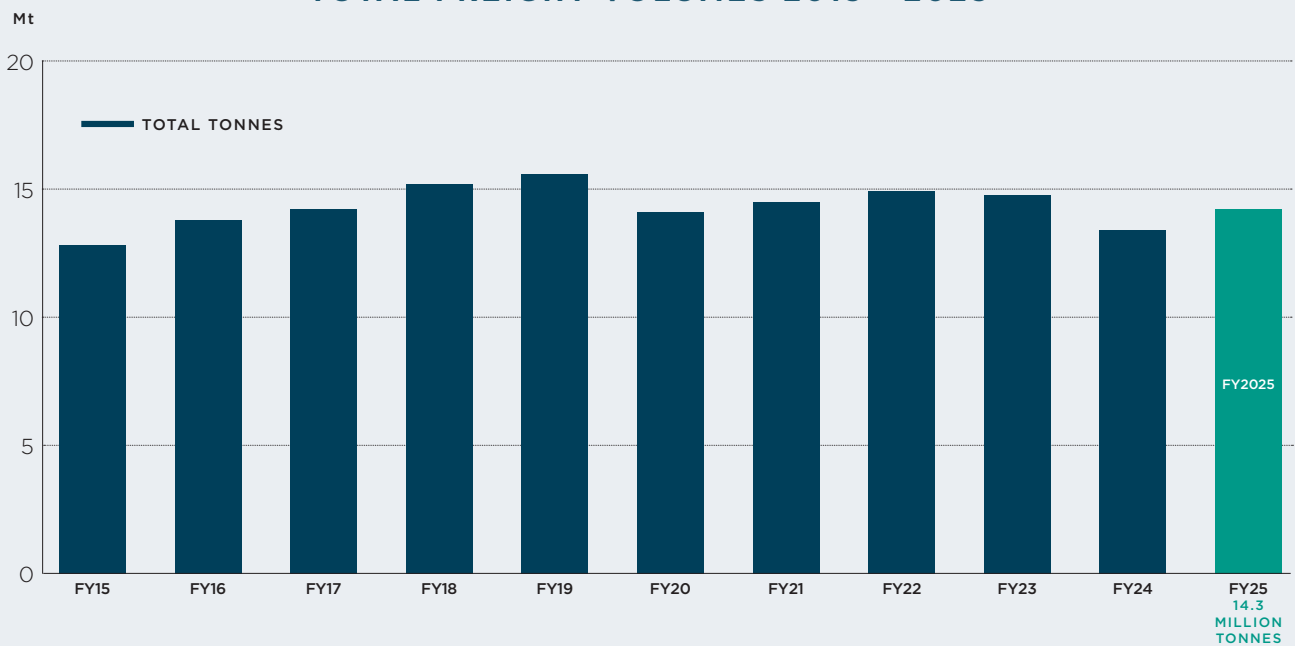




TRADE REPORT FY2025

1 JULY 2024 - 30 JUNE 2025

TOTAL FREIGHT VOLUMES 2015 - 2025

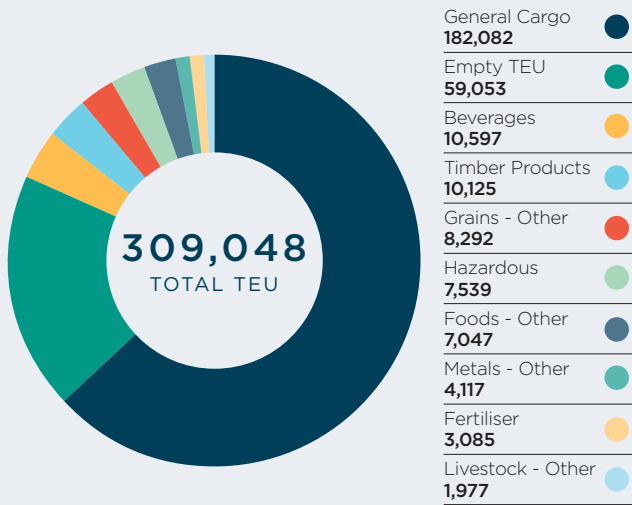


TOTAL TONNAGE BY CUSTOMER SEGMENT FY2025

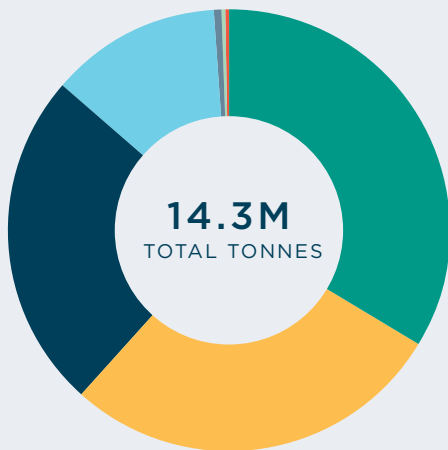
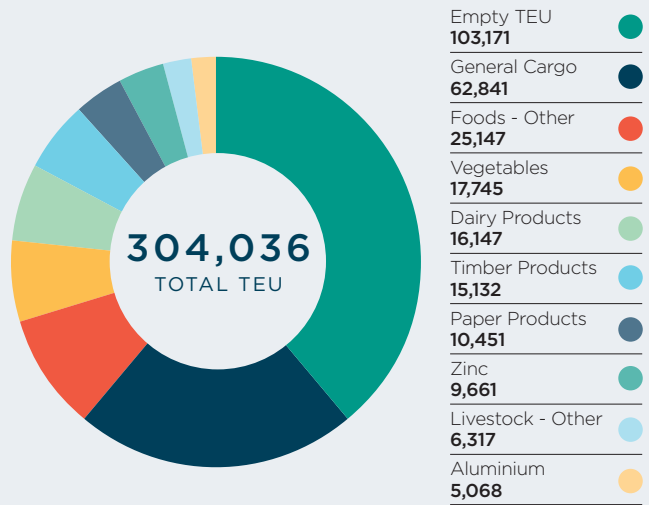
Containerised & General Cargo	5,829,341t
Industrial	3,273,444t
Forestry	3,488,384t
Fuel	855,312t
Mining	491,228t
Fertiliser	225,697t
Other	79,631t
Aquaculture	30,298t
Antarctic	4,469t

TOP 10 TEU BY COMMODITY FY2025

IMPORT

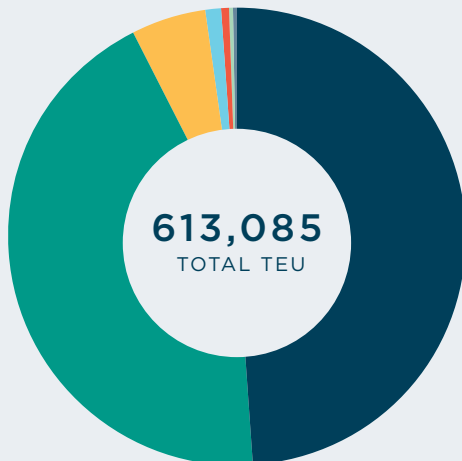


EXPORT



TOTAL TONNAGE BY PORT FY2025

	TONNES	MARKET SHARE
Port of Burnie	4,828,613	33.8%
Port of Devonport	4,000,991	28.0%
Port of Bell Bay	3,558,641	24.9%
Port of Hobart	1,746,079	12.2%
King Island	83,520	0.6%
Flinders Island	42,944	0.3%
Port of Stanley	17,015	0.1%



TOTAL TEU BY PORT FY2025

	TEU	MARKET SHARE
Port of Devonport	299,599	48.9%
Port of Burnie	265,371	43.3%
Port of Bell Bay	34,394	5.6%
King Island	7,955	1.3%
Port of Hobart	3,035	0.5%
Port of Stanley	2,006	0.3%
Flinders Island	724	0.1%

VESSEL VISITS & KEY COMMODITIES SNAPSHOT FY2025



Antarctic



Forestry



Fuels



General Cargo



Industrial Bulk



Minerals



Passengers

PORT OF BELL BAY

KEY COMMODITIES:



VESSEL VISITS: 256

TOTAL TONNAGE: 3,558,641
BY IMPORT: 1,072,060
BY EXPORT: 2,486,581

TOTAL TEU: 34,394
BY IMPORT: 17,352
BY EXPORT: 17,042

PORT OF BURNIE

KEY COMMODITIES:



VESSEL VISITS: 439

TOTAL TONNAGE: 4,828,613
BY IMPORT: 1,476,771
BY EXPORT: 3,351,842

TOTAL TEU: 265,371
BY IMPORT: 134,889
BY EXPORT: 130,483

PORT OF DEVONPORT

KEY COMMODITIES:



VESSEL VISITS: 938

TOTAL TONNAGE: 4,000,991
BY IMPORT: 1,645,869
BY EXPORT: 2,355,123

TOTAL TEU: 299,599
BY IMPORT: 149,887
BY EXPORT: 149,713

PORT OF HOBART

KEY COMMODITIES:



VESSEL VISITS: 384

TOTAL TONNAGE: 1,746,079
BY IMPORT: 1,001,001
BY EXPORT: 745,077

TOTAL TEU: 3,035
BY IMPORT: 1,497
BY EXPORT: 1,538

FLINDERS ISLAND

KEY COMMODITIES:



VESSEL VISITS: 190

TOTAL TONNAGE: 42,944
BY IMPORT: 27,289
BY EXPORT: 15,655

TOTAL TEU: 724
BY IMPORT: 401
BY EXPORT: 323

KING ISLAND

KEY COMMODITIES:



VESSEL VISITS: 149

TOTAL TONNAGE: 83,520
BY IMPORT: 41,923
BY EXPORT: 41,597

TOTAL TEU: 7,955
BY IMPORT: 4,020
BY EXPORT: 3,935

PORT OF STANLEY

KEY COMMODITIES:



VESSEL VISITS: 56

TOTAL TONNAGE: 17,015
BY IMPORT: 11,678
BY EXPORT: 5,338

TOTAL TEU: 2,006
BY IMPORT: 1,003
BY EXPORT: 1,003

VESSEL VISITS FY2025



2,510
TOTAL VISITS



131
CRUISE VISITS