

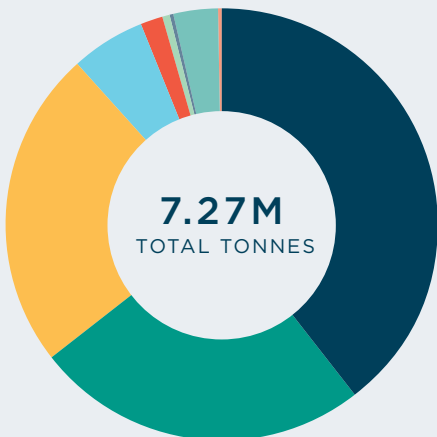
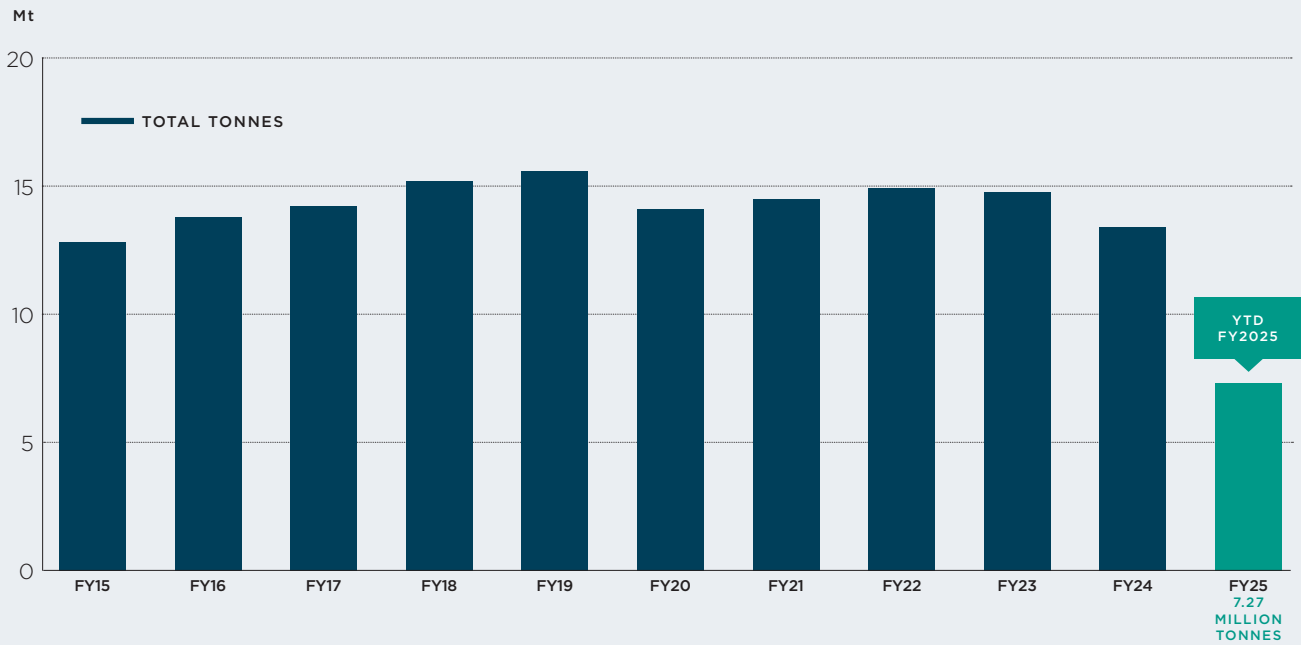


TasPorts

TRADE REPORT YTD FY2025

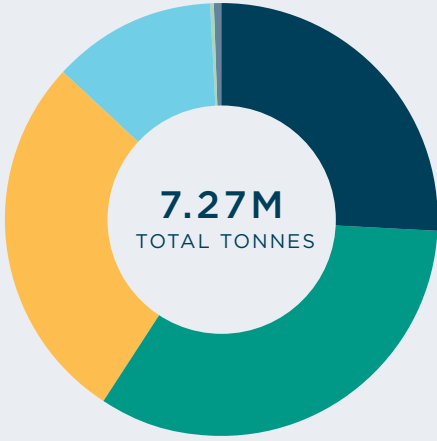
1 JULY TO 31 DEC 2024

TOTAL FREIGHT VOLUMES 2015 - 2025



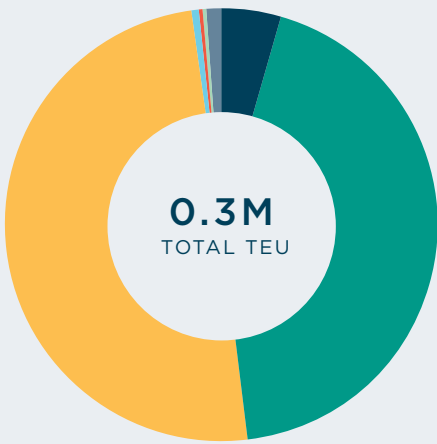
TOTAL TONNAGE BY CUSTOMER SEGMENT YTD FY2025

Containerised & General Cargo	2,882,767t
Forestry	1,825,288t
Industrial	1,736,508t
Fuel	402,368t
Mining	245,681t
Fertiliser	116,468t
Other	37,735t
Aquaculture	25,579t
Antarctic	2,884t



TOTAL TONNAGE BY PORT YTD FY2025

	TONNES	MARKET SHARE
Port of Bell Bay	1,883,588t	25.9%
Port of Burnie	2,439,542t	33.5%
Port of Devonport	2,003,706t	27.5%
Port of Hobart	891,968t	12.3%
Port of Stanley	6,746t	0.1%
Flinders Island	18,839t	0.3%
King Island	30,889t	0.4%

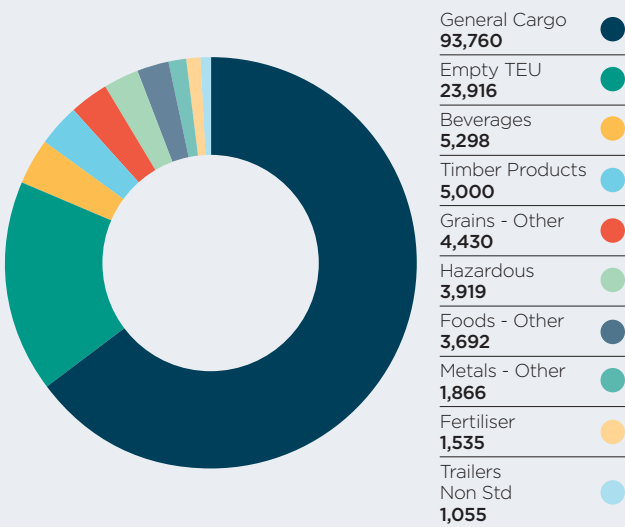


TOTAL TEU BY PORT YTD FY2025

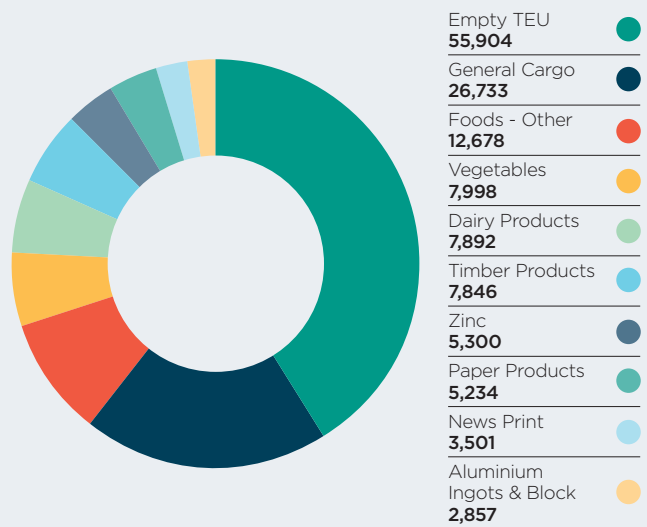
	TEU	MARKET SHARE
Port of Bell Bay	14,004	4.6%
Port of Burnie	131,873	43.5%
Port of Devonport	151,123	49.9%
Port of Hobart	1,550	0.5%
Port of Stanley	839	0.3%
Flinders Island	463	0.2%
King Island	3,068	1.0%

TOP 10 TEU BY COMMODITY YTD FY2025

IMPORT



EXPORT



VESSEL VISITS & KEY COMMODITIES SNAPSHOT YTD FY2025



Antarctic



Forestry



Fuels



General Cargo



Industrial Bulk



Minerals

PORT OF BELL BAY

KEY COMMODITIES:



VESSEL VISITS: 126

TOTAL TONNAGE: 1,883,588
BY IMPORT: 581,202
BY EXPORT: 1,302,385

TOTAL TEU: 14,004
BY IMPORT: 6,600
BY EXPORT: 7,404

PORT OF BURNIE

KEY COMMODITIES:



VESSEL VISITS: 221

TOTAL TONNAGE: 2,439,542
BY IMPORT: 730,401
BY EXPORT: 1,709,141

TOTAL TEU: 131,873
BY IMPORT: 66,921
BY EXPORT: 64,952

PORT OF DEVONPORT

KEY COMMODITIES:



VESSEL VISITS: 454

TOTAL TONNAGE: 2,003,706
BY IMPORT: 839,377
BY EXPORT: 1,164,329

TOTAL TEU: 151,123
BY IMPORT: 76,028
BY EXPORT: 75,095

PORT OF HOBART

KEY COMMODITIES:



VESSEL VISITS: 180

TOTAL TONNAGE: 891,968
BY IMPORT: 504,053
BY EXPORT: 387,915

TOTAL TEU: 1,550
BY IMPORT: 667
BY EXPORT: 883

FLINDERS ISLAND

KEY COMMODITIES:



VESSEL VISITS: 90

TOTAL TONNAGE: 18,839
BY IMPORT: 10,823
BY EXPORT: 8,015

TOTAL TEU: 463
BY IMPORT: 252
BY EXPORT: 211

KING ISLAND

KEY COMMODITIES:



VESSEL VISITS: 66

TOTAL TONNAGE: 30,889
BY IMPORT: 15,605
BY EXPORT: 15,284

TOTAL TEU: 3,068
BY IMPORT: 1,534
BY EXPORT: 1,534

PORT OF STANLEY

KEY COMMODITIES:



VESSEL VISITS: 25

TOTAL TONNAGE: 6,746
BY IMPORT: 4,421
BY EXPORT: 2,324

TOTAL TEU: 839
BY IMPORT: 418
BY EXPORT: 420

VESSEL VISITS YTD FY2025



1,211
TOTAL VISITS



39
CRUISE VISITS